

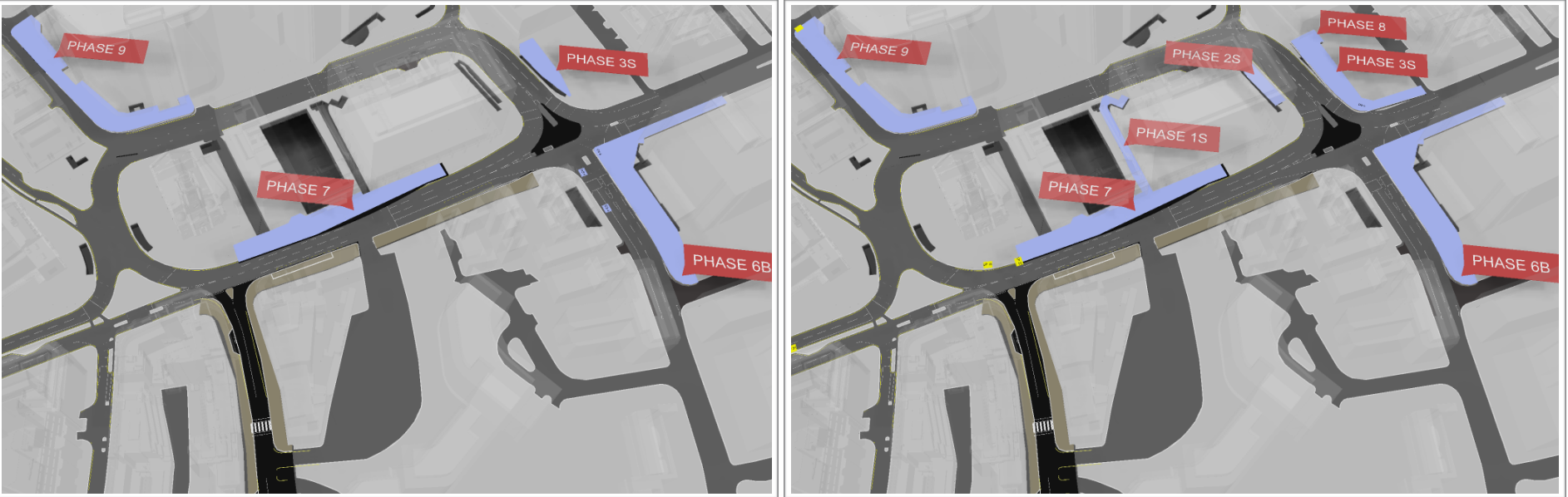
BRIEF SUMMARY		CURRENT WEEK NUMBER		Construction		Key Project Milestones	Revised Baseline Date	Last Period Forecast	This Period Forecast	Movement in Period	Movement From Baseline
<div>+ Good progress on structures this week pulls back lost time with saw cutting completed and 90% of walls demolished. Still awaiting programme for structures work though.</div> <div>+ Phase 7 works on going with paving installed outside & beyond tube entrance</div> <div>+ Phase 9 making good progress with loading bay complete. Paving to footways on going.</div> <div>+ Phase 6B works progressing well, will move to whitechapel high st south once island work complete.</div> <div>+ Phase 8 kerbs installed on North side of Whitechapel High St with paving in progress</div> <div>+ Dropshaft in progress in Middlesex street.</div>		46		% Planned	37.8%	Aldgate 2-Way Running	12 Oct 15	19 Oct 15	12 Oct 15	7d	0d
				% Actual	39.6%	Full Scheme 2-Way	13 Dec 15	18 Dec 15	13 Dec 15	5d	0d
				Period SPI	3.0	Overall Completion**	07 Oct 16	13 Oct 16	08 Oct 16	5d	-1d
				Cum SPI	1.0						

Programme Information

Data Date of Baseline Programme	1-5-15
Last Period Baseline Programme	AP03
Data Date Progressed Programme	12-6-15
Reference of Progressed Programme	150612 AP03
Contract Duration (wks) based on Contract Completion Date	115w 3d
Current Period / Week	46
Planned Completion Date 1st milestone	12-10-15
Current Forecast Date to Complete 1st milestone	12-10-15
Current Status (+ or - in weeks; compared to baseline)	0w 0d
Project Completion Date RAG:	On time or ah 0 - 2wks bh > 2wks bh



4D Plan vs Actual



Planned: Phases 1, 2, 3, 4, 5 & 5A complete. Phases 7A, 6B & 9 & Structures 3S in progress.

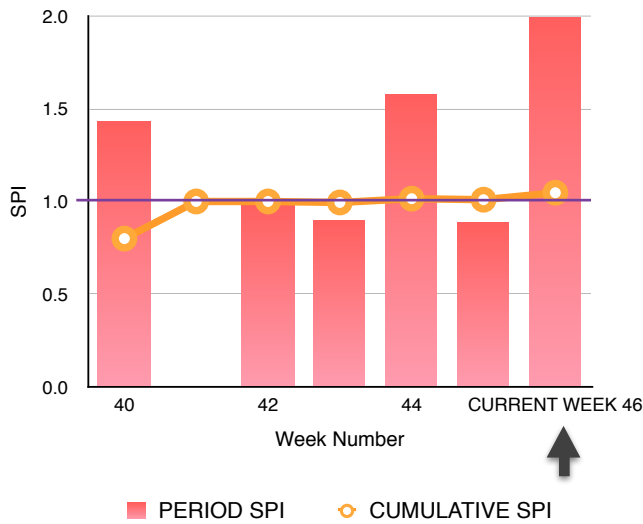
Actual: Phases 1, 2, 3, 4, 5 & 5A complete. Phases 7A, 6B, 8 & 9 & Structures 1S, 2S & 3S in progress.

COMMENTS ON CURRENT CRITICAL PATH

- + Aldgate 2-Way Running - critical path through Structures 3S, Phases 8, 6A & 7B
- + Full Scheme 2-Way Running - critical path through Phase 11 Dukes Place following Aldgate 2-Way Running
- + Overall Scheme Completion **- critical path through Pavillion Construction & Western Space
- + **Western Space & Pavillion Works programme information are still to be detailed and therefore Overall completion date is subject to review pending full information

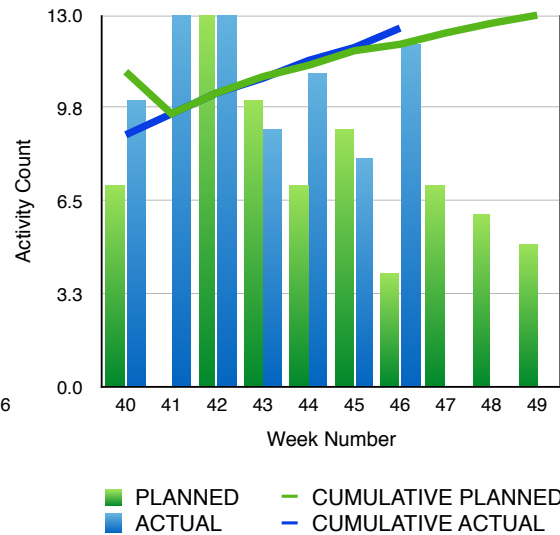
Schedule Performance Index (SPI) Construction

This is a representation of how the project is performing and is linked to the activity count. An SPI of 1 means we are on schedule. Less than that, and we are not performing as planned.



Schedule Activity Count (Construction)

This tracks the number of activities that are being picked up in progress. Each activity on the baseline is counted and then once progress is applied, we can see if we are picking up all the activities we planned to do in each progress period



Total Float Comparison Trend (1st Milestone)

The total float comparison is used to track the criticality of activities in the programme. Anything that causes completion to move beyond the target date will flag up negative float paths that we need to do something about.

